



Add Patient Weight from Waiting List

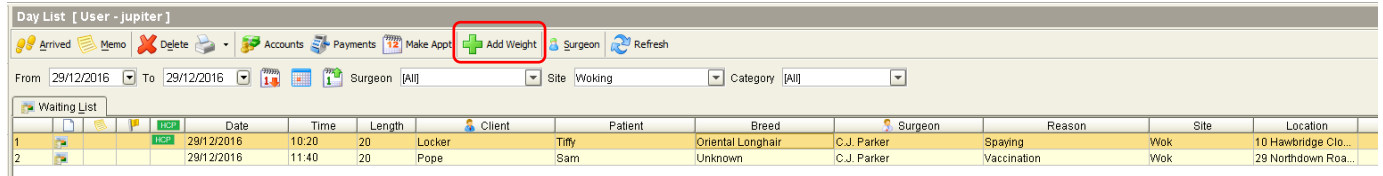
2.7 New Feature Documentation

What is it?

We have introduced the ability to add a patient's weight from the waiting list. This is to improve the workflow of the system.

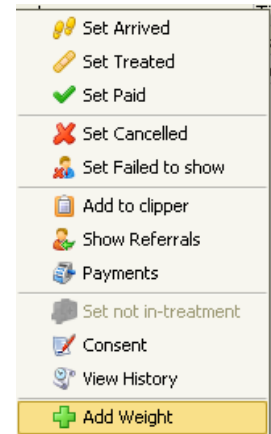
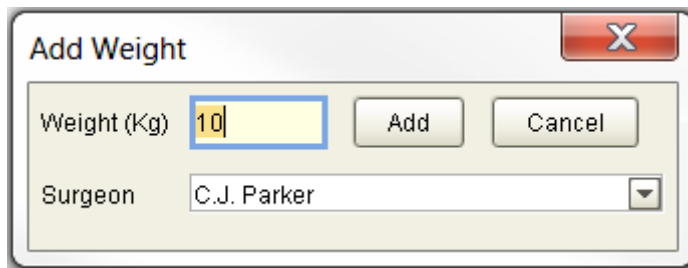
How do I use it?

Select a patient from the waiting list. Once a patient is highlighted select 'Add Weight'.

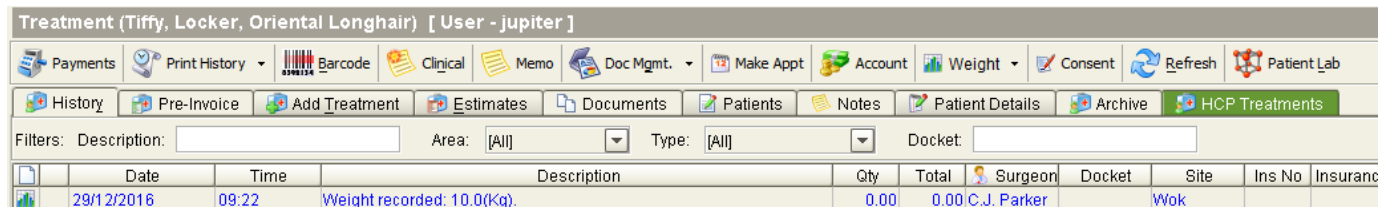


Alternatively, you can right click on a appointment and select 'Add Weight'.

This will display the add weight window.



Once details entered select 'Add'. This will save the weight onto the Patient's Treatment History.



What if I don't want to use this feature?

You can continue to add a patient's weight as before, from either the Add Treatment Screen or Patient Details screen.